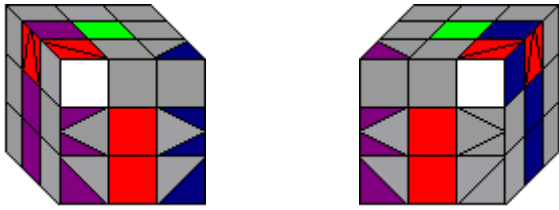
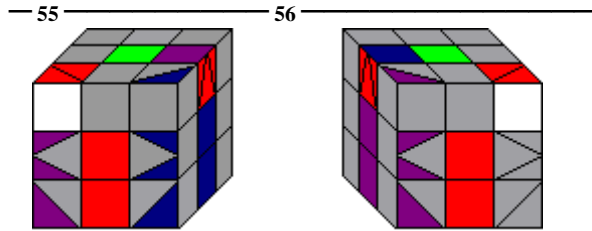


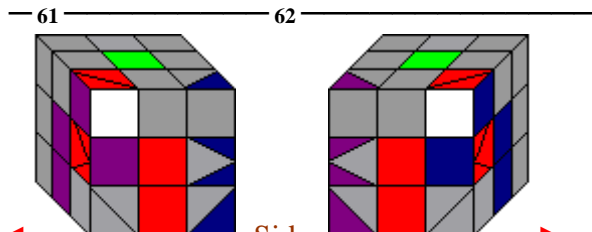
Solve Up Corner & Edge $\uparrow \blacktriangle$ Up $\blacktriangle \uparrow$



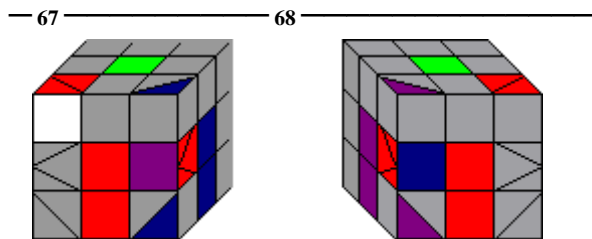
$WE \leftarrow$ Left ----- Side ----- Right $\rightarrow WE$
 Cube $\frac{1}{4}$ turn CCW Cube $\frac{1}{4}$ turn CW
Color Seq # 22 Color Seq # 21



----- WE Right \rightarrow - Side - \leftarrow Left WE -----
 Cube $\frac{1}{4}$ turn CCW Cube $\frac{1}{4}$ turn CW
Color Seq # 4 Color Seq # 3



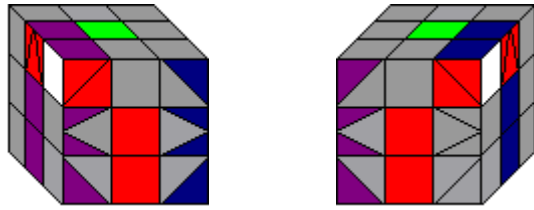
\leftarrow U'L'UL / UFUF' U''RU'R' / U'F'U'F \rightarrow



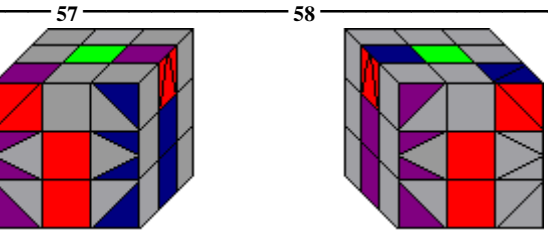
----- WE Right \rightarrow - Side - \leftarrow Left WE -----
 \leftarrow F'UF / U'L'UL FU'F' / URU'R' \rightarrow

- 73 - CCW # 34 - 74 - CW # 33 -

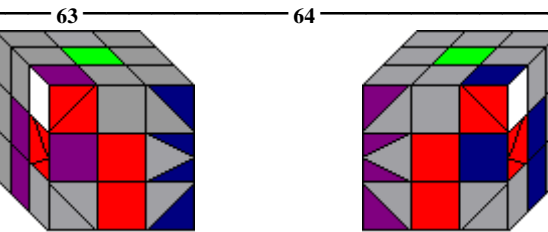
Front Corner Up-Left $\blacktriangleright WC$ Fr. $\blacktriangleright U-R$



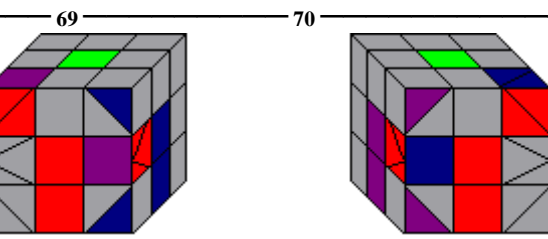
\blacktriangleleft Left WE ----- Side ----- Right WE \blacktriangleright
 Cube $\frac{1}{4}$ turn CCW Cube $\frac{1}{4}$ turn CW
Color Seq # 20 Color Seq # 19



----- WE Right \blacktriangleright - Side - \blacktriangleleft Left WE -----
 Cube $\frac{1}{4}$ turn CCW Cube $\frac{1}{4}$ turn CW
Color Seq # 2 Color Seq # 1



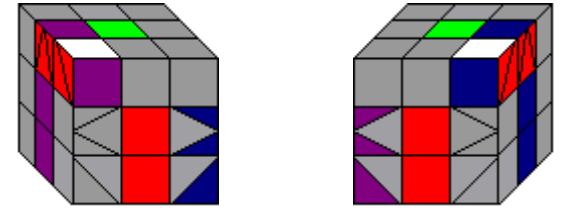
\blacktriangleleft WE Left ----- Side ----- WE Right \blacktriangleright
 CCW $\frac{1}{4}$ turn Seq # 68 CW $\frac{1}{4}$ turn Seq # 67
 Color Face change Color Face change



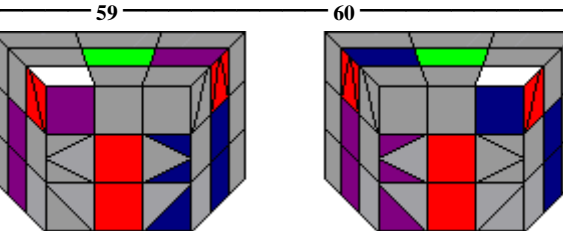
--- WE Right \blacktriangleright Side \blacktriangleleft Left WE ---
 Cube $\frac{1}{4}$ turn CCW Cube $\frac{1}{4}$ turn CW
Color Seq # 32 Color Seq # 31

- 75 - - 76 -

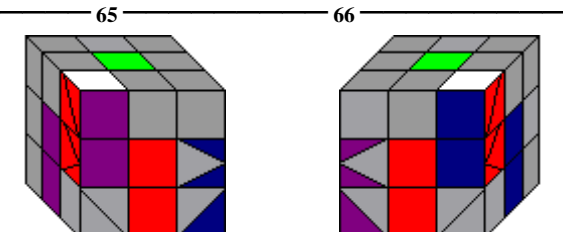
Side Corner & Edge $\rightarrow \blacktriangleright WC$ $\blacktriangleright \leftarrow$ O



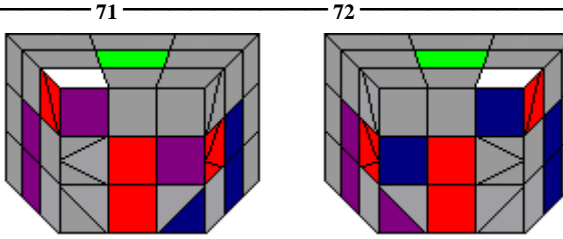
\blacktriangleleft Left WE ----- Side ----- Right WE \blacktriangleright
 Cube $\frac{1}{4}$ turn CCW Cube $\frac{1}{4}$ turn CW
Color Seq # 24 Color Seq # 23



----- WE Right \blacktriangleright - Side - \blacktriangleleft Left WE -----
 Cube $\frac{1}{4}$ turn CCW Cube $\frac{1}{4}$ turn CW
Color Seq # 6 Color Seq # 5



\leftarrow F U' F' / L'U''L F' U F / RU''R' \rightarrow



----- WE Right \blacktriangleright - Side - \blacktriangleleft Left WE -----
 Cube $\frac{1}{4}$ turn CCW Cube $\frac{1}{4}$ turn CW
Color Seq # 36 Color Seq # 35

- 77 - - 78 -